

 ***Bronze R***



 **MONITOR AUDIO®**

THE BRONZE REFERENCE SERIES

In designing the new Bronze R series, Monitor Audio has not so much raised the bar as propelled it to a new dimension. We've taken the hugely successful, award-winning Bronze Series back to the blue print and re-tuned, optimising every detail to re-define our meaning of entry-level. This is Bronze Reference, the ultimate Bronze series, equipped to compete with many more expensive offerings from rival brands and capable of jaw-dropping audio resolution in two-channel and multi-channel systems. Aesthetically it's a class apart as well. Utilising a stunning pearlescent vinyl finish and vastly improved terminal panels, the seven slender Bronze Reference models are gorgeous to look at and effortlessly easy to live with. Setting our new benchmark for style, performance and value, the Bronze R series elevates in every way the reference standard for entry-level loudspeaker design. A potent new listening experience is released.

P E R F O R M A N C E


T E C H N I C A L E X C E L L E N C E

I N N O V A T I O N

S U P E R I O R A E S T H E T I C D E S I G N



THE EVOLUTION OF A THOROUGHbred RANGE



New C-CAM® tweeter

Advanced software simulation has allowed us to optimise the tweeter design bringing higher sensitivity and wider bandwidth to reveal the finest high frequency detail all the way up to 30kHz. We've developed a sophisticated new tweeter chamber with graduated damping which controls undesirable resonances for a smoother more accurate response.



New MMP® bass drivers

Using a combination of detailed FEA analysis and improved material specification we've developed a new, stronger driver chassis together with a more precise motor system for greater accuracy and deeper, faster bass. The new chassis topology reduces unwanted rear reflections and the refined motor system allows the driver a far greater excursion without distortion. The drivers are individually designed and optimised for each BR loudspeaker.



New MMP® mid-range drivers

The BR mid-range driver incorporates the pointed metal phase dome utilised by our award-winning RS series speakers. Lending greater concentric rigidity to the voice-coil, this innovation greatly improves on and off-axis response in the critical mid-range region for life-like timbre and voices. Shorter voice coils and more agile motor assemblies give the drivers an improved transient response and higher overall efficiency.



New finishes

A rich Black Oak together with pearlescent vinyl finishes in a choice of Walnut and Cherry, lift the quality and look of the Bronze Reference range beyond anything in its price class. So exceptional are the new UK produced finishes that it is difficult to tell them apart from real wood veneers.



New crossovers

Crossover design has been refined for each system using high quality components, skilfully arranged to reduce distortion for clean signal transfer. The new PCB layouts incorporating new laminated steel core inductors and audiophile-grade polypropylene capacitors keep signal paths as short as possible while isolating the components themselves from cross interaction and mutual coupling.



Improved cabinet and terminal panel design

The floor-standing BR5 and BR6 models have discrete internal chambers providing an optimised air-load for their bass and bass/mid-range drivers, giving improved efficiency and mid-range clarity. A new 'out-rigger' design for the footings of the BR5 and BR6 offers greater stability and aesthetic effect, while a new high-quality terminal panel blends easy access with high-end functionality and appearance.



WHAT IS C-CAM®?


C-CAM® (Ceramic-Coated Aluminium/Magnesium) is an innovative alloy material that exhibits ideal mechanical properties for use in high performance loudspeaker cones and diaphragms. C-CAM® material is extremely rigid, yet remains light enough to yield high overall efficiency.



WHAT IS MMP®?

MMP®II (Metal Matrix Polymer) cone material uses a high-pressure injection moulding process to achieve different thickness at critical points in the cone geometry. MMP® II provides better stiffness and consistency and tighter production tolerances resulting in superior sonic performance.





BR 1

The diminutive BR1 allows you to enjoy high quality sound in the smallest spaces. You'll fall in love with its agile, rhythmic performance and its liberating versatility. While retaining the compact dimensions of its B1 predecessor, this reference compact monitor delivers superior bandwidth and better linearity, so you hear more music with greater definition than ever before. The two-way BR1 utilises a single 5.5" MMP® II bass driver and 1" C-CAM® tweeter within a system optimised for genuine fidelity wherever you place it in the home.



BR 2

An evolution of the multi-award winning B2, the BR2 tunes the considerable talents of its forerunner to a new intensity. Improved crossover and driver designs combine to re-calibrate the capabilities of an acknowledged class champion, bringing greater dynamic expression, mid-range clarity and lower distortion to lovers of music and film sound. Loaded with a 6.5" MMP® II bass driver and 1" C-CAM® tweeter, the BR2's high quality cabinet mirrors the unobtrusive dimensions of the celebrated B2, and so is easy to position, even in smaller rooms. Compact in size, but equipped to reproduce sound of immense stature and detail, the BR2 represents a stunning advance from every angle.



BR - LCR

For the BR-LCR, we've demolished the limitations of entry-level design by creating a speaker that not only reproduces voice with unflinching accuracy, but extends this performance to accommodate bass frequencies as well. This means the BR-LCR will perform brilliantly as a centre and surround speaker, underpinned by the BRW-10 subwoofer. Its system of twin 5.5" MMP® II drivers, 1" C-CAM® tweeter and upgraded crossover matches perfectly with the system architecture of other BR series speakers for pin-point imaging at any location.

Enthralling sound
in two channel
and multi-channel
systems



BR5

Reflecting the spirit and ambition of the Bronze Reference range, the BR5 is a wholesale re-working of the established B4 floor-standing model. We've slimmed down the cabinet for a more desirable profile, replacing the larger drivers of the B4 with potent 5.5" bass and bass/mid-range designs, which provide a remarkable blend of punch, deep bass extension and control. The BR5's 2 1/2-way system is optimised by utilising an integral structure of dedicated driver chambers, hitherto employed exclusively by our more expensive loudspeakers. Benefiting from additional cross-bracing, the BR5's cabinet is especially rigid, liberating its sound from the boxy colourations that afflict lesser designs. The result is an astonishing mix of clarity, exuberance and power from a deceptively slender loudspeaker, which transcends the conventional understanding of 'entry-level'.



BR6

The most distinguished and compelling of them all, the BR6 adds effortless authority to the long list of Bronze Reference virtues. Embraced by a beautifully slim floor standing cabinet, the BR6's 2 1/2-way system comprises a 1" C-CAM[®] tweeter, supported by two 6.5" MMP[®]II bass drivers and a single 6.5" MMP[®]II bass/mid-range driver mounted within dedicated chambers. Its powerful driver complement and sophisticated cabinet structure work together to lend performances an immense sense of scale and muscularity while revealing the finest high frequency detail. The BR6's elegant proportions and excellent aesthetic qualities will blend unobtrusively with décor, but its sonic abilities are sure to make an enduring impact.



BR - FX

The highly specialised BR-FX dual-mode surround speaker symbolises all the quality and conviction of Bronze Reference design. Rare at this level is the facility to switch dispersion for side or rear channel use, giving the BR-FX the versatility to optimise five or seven channel systems. Utilising a single 5.5" MMP® II bass/mid-range driver flanked either side by two 1" C-CAM® tweeters on angled baffles, the super-compact BR-FX is easy to position for amazing surround effects and is available in the BR range of finishes for the ideal décor blend.

BRW - 10

The BRW-10 subwoofer represents a significant step up from its predecessor – the highly regarded ASW100. It's as compact as its forerunner, but more potent in every respect. A new 10" MMP®II driver and 150 watt Class-D power amplifier have been devised in tandem to provide class-leading standards of control, speed and punch. Featuring a new, fully integrated switch mode power supply, the new amplifier develops fifty percent more power than its predecessor, adding grip and clean bass delivery below 30Hz. A range of beautiful pearlescent finishes complement its accomplished deep bass performance with superlative looks.

BRONZE CP IN-WALL AND IN-CEILING LOUDSPEAKERS

No sound installation is ever the same, but in the dynamic world of custom installation, it's reassuring to know that you can now rely on the quality, reliability, flexibility and performance of Monitor Audio's Bronze CP Series. These are magical speakers - they give you the performance of Monitor Audio's Bronze models, complementing the range perfectly, but with the added flexibility of in-wall or in-ceiling mounting. This means that they literally blend with your room boundaries and effectively disappear! CP stands for 'Controlled Performance', because each Bronze CP in-ceiling or in-wall speaker is fitted with its own rigid enclosure to ensure that its exceptional sound remains consistent wherever it is fitted.




BRONZE REFERENCE AV SYSTEMS

Nothing quite beats the sensory excitement generated when audio and video are expertly combined. A blend of matched high performance driver technology, exceptional build quality and gorgeous matching finishes is the recipe for surround sound magic from the five-channel Bronze Reference systems. Their wide-band response and low distortion topology will resolve the clarity of multi-channel DVD-A and SACD and the brilliant detail of even the most complex film soundtracks, liberating the chilling suspense of subtle effects as well as the full-blown impact of action scenes. The compact BR2AV system marries the BR2 speakers with the BR-LCR, the diminutive BR-FX surround speakers and the awesome BRW-10 active subwoofer. The BR5AV adds the big sound of the BR5 to the same mix of surround speakers to impart in depth the dramatic texture and thrilling energy of every performance. For seven-channel systems introduce a further pair of BR-FX for side channel duties.



FINISHES



BRONZE SERIES SPECIFICATIONS

	Frequency Response +/- 3dB	Sensitivity (1W@1m)	Nominal Impedance (Ohms)	Power Handling R.M.S (W)	Recommended Amplifier Requirements R.M.S (W)	Cabinet Design	Drive Unit Complement	External Dimensions - Including Plinth H x W x D mm (inch)	Weight kg (lb)	
BR1	55Hz – 30kHz	88dB	6	70	15-70	Rear ported Bass reflex	1 x 5.5" MMP® II bass mid-range 1 x 1" gold dome C-CAM® tweeter	260 x 165 x 180 (10 1/4 x 6 1/2 x 7)	9.5 (21)	
BR2	42Hz – 30kHz	90dB	6	100	30-100	Front ported Bass reflex	1 x 6.5" MMP® II bass mid-range 1 x 1" gold dome C-CAM® tweeter	350 x 185 x 250 (13 3/4 x 7 1/4 x 10)	13.5 (30)	
BR5	36Hz – 30kHz	90dB	6	120	30-120	Dual chamber Bass reflex - Ported front and rear	1 x 5.5" MMP® II bass driver 1 x 5.5" MMP® II bass mid-range 1 x 1" gold dome C-CAM® tweeter	850 x 165 x 247 (33 1/2 x 6 1/2 x 9 1/4)	18 (40)	
BR6	33Hz – 30kHz	90dB	6	150	40-150	Dual chamber Bass reflex - Ported front and rear	2 x 6.5" MMP® II bass driver 1 x 6.5" MMP® II bass mid-range 1 x 1" gold dome C-CAM® tweeter	970 x 200 x 300 (38 x 8 x 12)	25 (55)	
BR-LCR	60Hz – 30kHz	90dB	6	120	20-120	Sealed cabinet	2 x 5.5" MMP® II bass mid-range 1 x 1" gold dome C-CAM® tweeter	164 x 46 x 163 (6 1/2 x 18 x 6 1/2)	8 (18)	
BR-FX	65Hz – 30kHz	88dB	6	80	25-80	Sealed cabinet	1 x 5.5" MMP® II bass mid-range 2 x 1" gold dome C-CAM® tweeter	290 x 285 x 13	9 (19.8)	
BRW-10	Low frequency limit (-3dB)	Upper frequency limit (-3dB)	Low pass filter	Cabinet Specification	Amplifier Output	Input Impedance	Driver complement	Dimensions MM (inches)	Weight (unpacked)	Mains input voltage
	27Hz	40-120 HZ Variable	4th order 24db/octave	18mm M.D.F construction	150 watts (R.M.S) Class D Amplifier	20K (Ohms)	1 x 10" MMP® II Long throw driver	320 x 320 x 340 (13 3/8 x 13 3/8 x 14 1/2)	10 (22)	100 - 120 Vac 200 - 240 Vac (Factory preset)



For details of your nearest Monitor Audio dealer visit our website at:

www.monitoraudio.co.uk

T. +44 (0)1268 740580

E. info@monitoraudio.co.uk

UK

www.monitoraudioussa.com

T. 905 428 2800

E. info@monitoraudio.com

USA